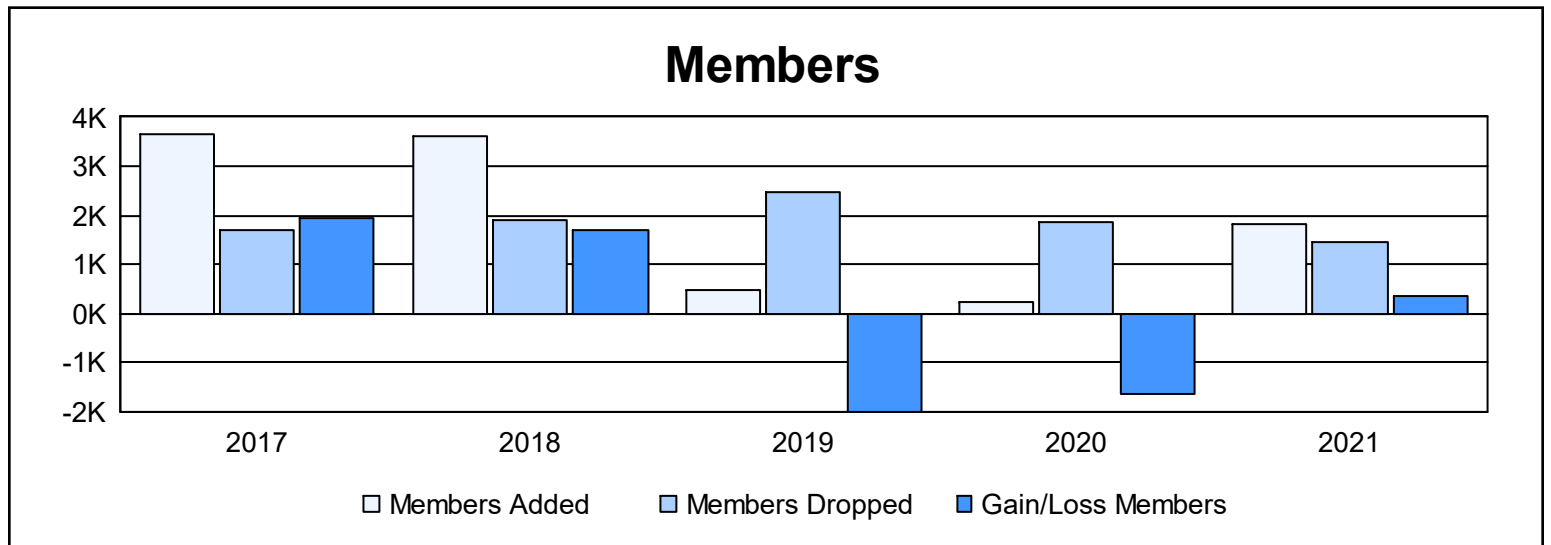
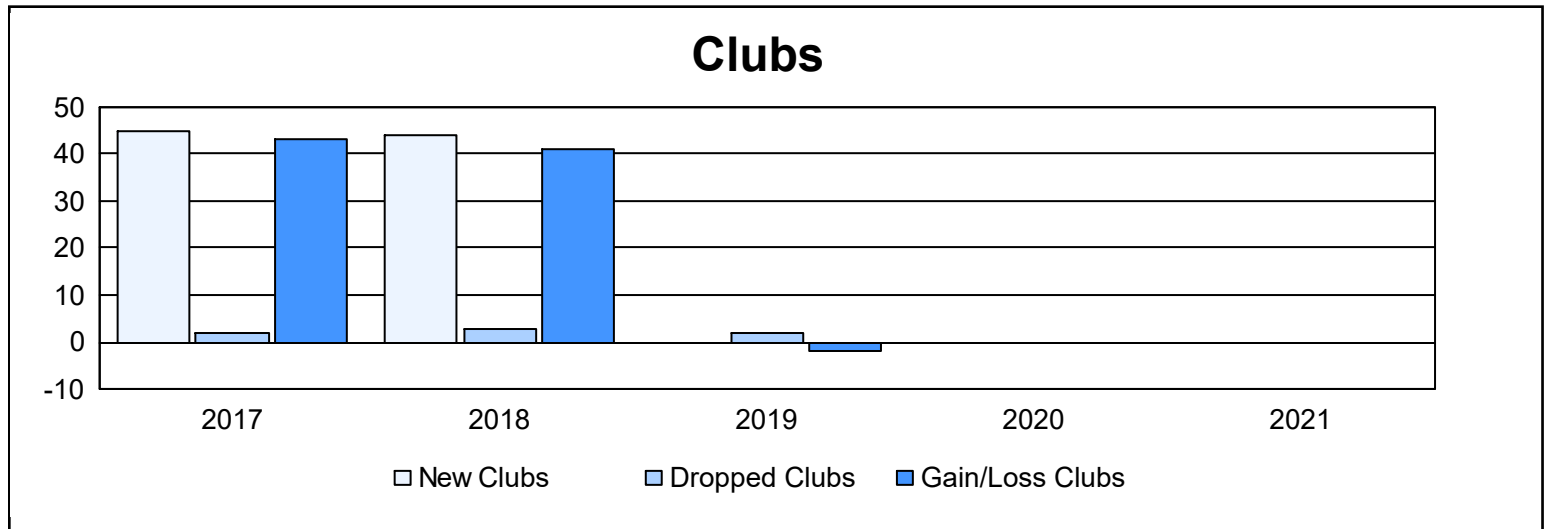
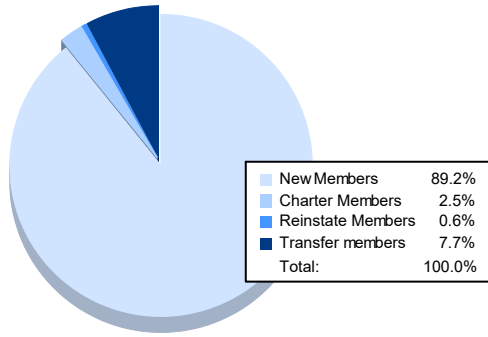


| Year | New Clubs | Dropped Clubs | Gain/ Loss Clubs | New Members | Charter Members | Reinstate Members | Transfer Members | Total Member Added | Total Members Dropped | Gain/ Loss Members |
|----------------|-----------|---------------|------------------|--------------|-----------------|-------------------|------------------|--------------------|-----------------------|--------------------|
| 2016-2017 | 45 | 2 | 43 | 1,770 | 1,752 | 14 | 105 | 3,641 | 1,693 | 1,948 |
| 2017-2018 | 44 | 3 | 41 | 1,935 | 1,586 | 22 | 70 | 3,613 | 1,915 | 1,698 |
| 2018-2019 | 0 | 2 | -2 | 284 | 67 | 1 | 127 | 479 | 2,466 | -1,987 |
| 2019-2020 | 0 | 0 | 0 | 2 | 83 | 6 | 154 | 245 | 1,867 | -1,622 |
| 2020-2021 | 0 | 0 | 0 | 1,629 | 46 | 11 | 140 | 1,826 | 1,455 | 371 |
| Average | 18 | 1 | 16 | 1,124 | 707 | 11 | 119 | 1,961 | 1,879 | 82 |



Membership Composition June 2021 Cumulative



Gender Composition June 2021 Cumulative

